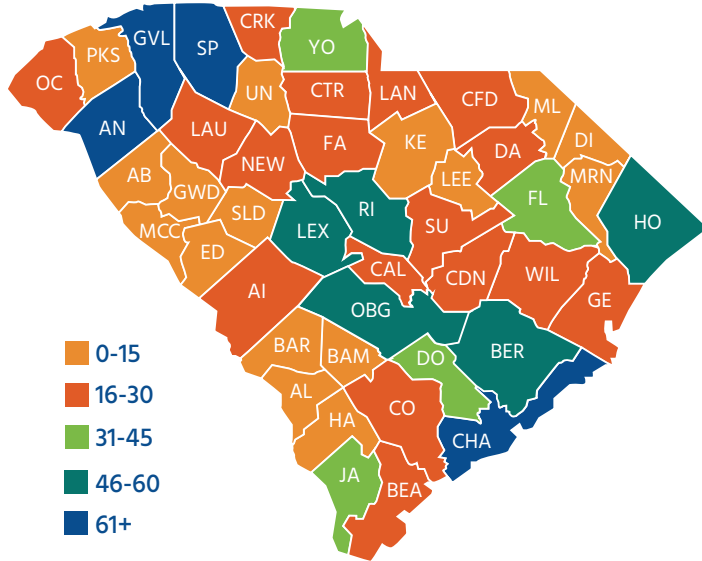


COMMERCIAL MOTOR VEHICLES SAFETY FACT SHEET

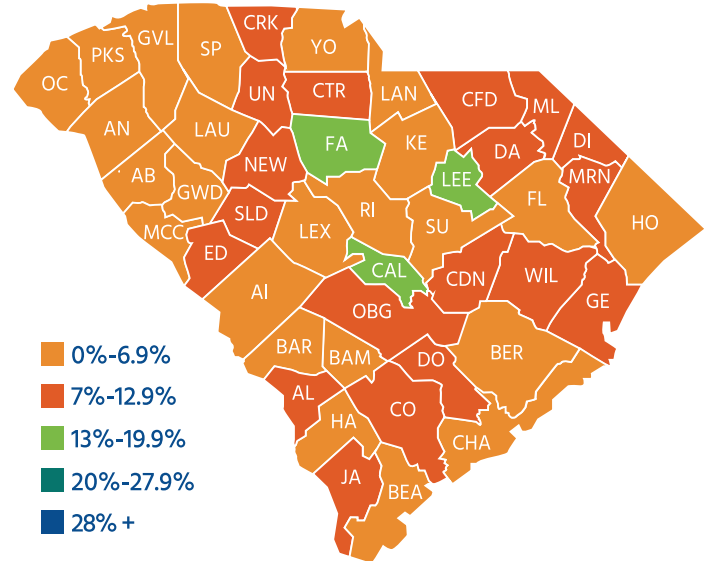


DID YOU KNOW: **443** people died and **778** severely injured in commercial motor vehicle-related traffic collisions.

Commercial Motor Vehicle-Related Fatalities And Serious Injuries By County Total



Commercial Motor Vehicle-Related Fatalities And Serious Injuries By Percentage Of County Total



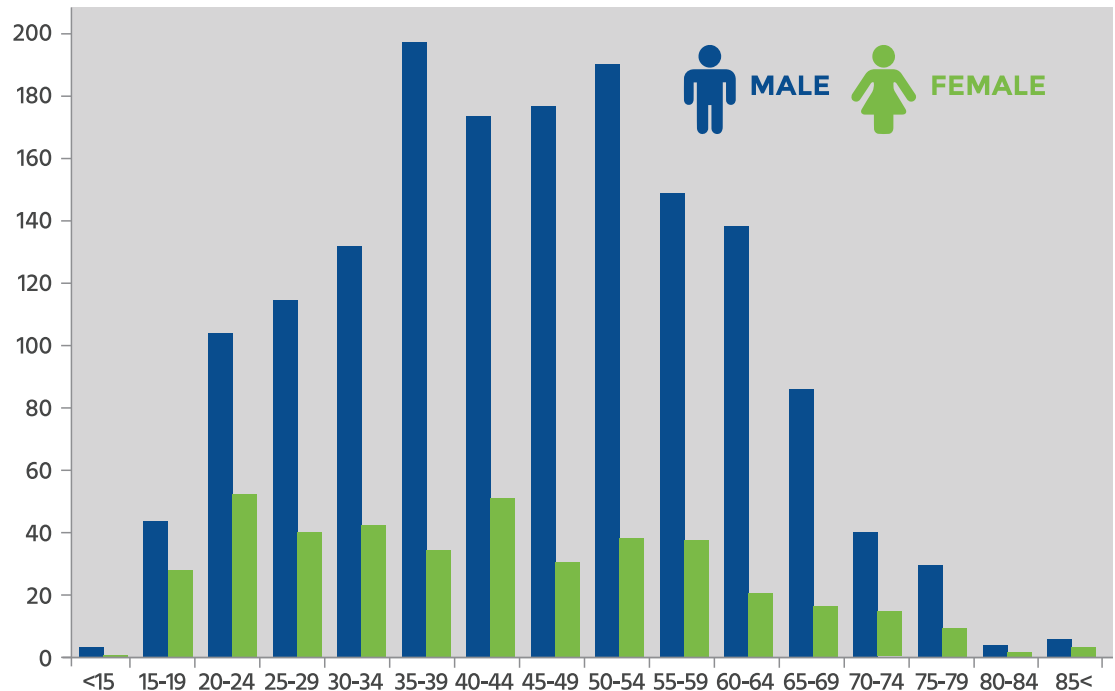
WHO WAS INVOLVED:

Male drivers had a higher involvement in commercial motor vehicle-related collisions resulting in deaths or severe injuries.

The largest groups of male drivers involved in these collisions were between the ages of 35-39 followed closely by 50-54. The largest group of female drivers was between the ages of 40-44.

79% of drivers involved in a fatal or serious injury commercial motor vehicle-related collision were male.

Commercial Motor Vehicle-Related Fatal And Severe Collisions By Age And Gender



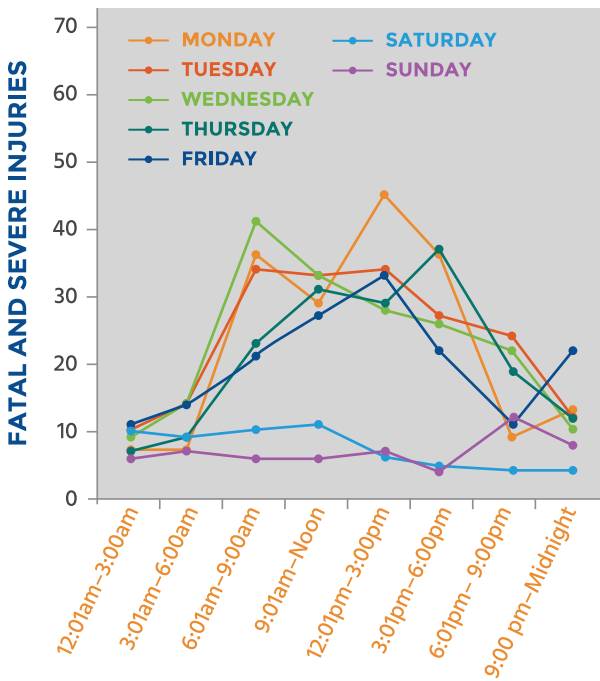
TYPE OF COLLISION: 45% of multi-unit fatal and severe injury collisions involving CMVs were angle collisions, defined as one vehicle striking another at an angle or along the side. The second most frequent CMV-involved multi-unit crash type was rear end collisions (28%).

WHEN COLLISIONS OCCURRED:

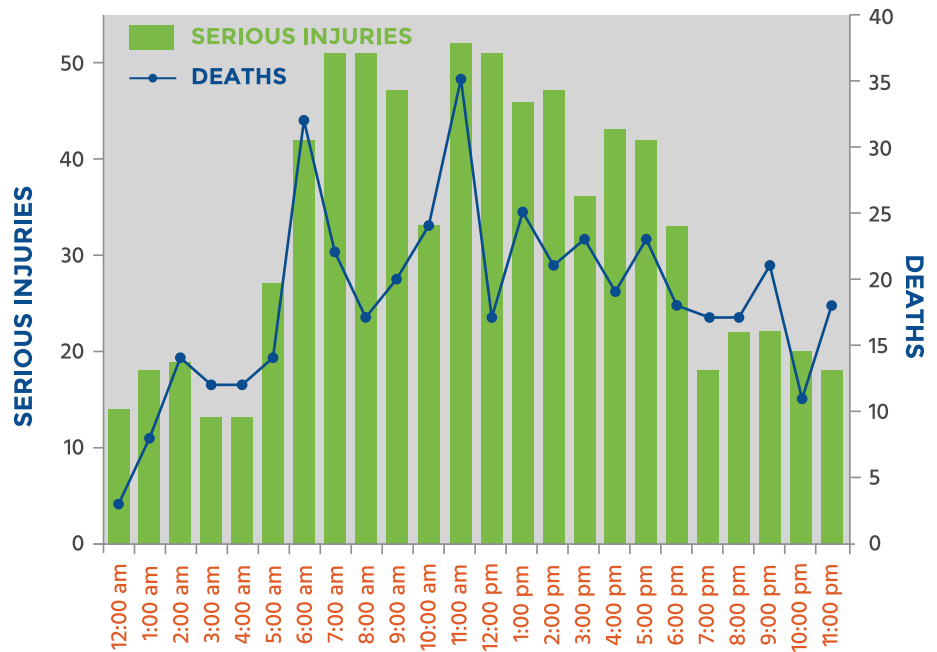
68% of commercial motor vehicle-related fatal and severe injury collisions occurred between the hours of 6 am and 6 pm.

Commercial motor vehicle-related fatal and severe injury collisions occurred most frequently on Tuesday (19%), Monday (18%), and Wednesday (18%).

Commercial Motor Vehicle-Related Fatalities And Severe Injuries By Day



Commercial Motor Vehicle-Related Fatalities And Severe Injuries By Time Of Day



In roughly 12% of the fatal and severe injury collisions involving a commercial motor vehicle, the commercial motor vehicle was the only unit involved in the collision.

86% vs. **27%**

OF 118 SINGLE-UNIT VEHICLE COLLISIONS, THE COMMERCIAL MOTOR VEHICLE WAS THE SOLE CONTRIBUTOR.

OF 881 MULTI-UNIT VEHICLE COLLISIONS, THE COMMERCIAL MOTOR VEHICLE WAS THE SOLE CONTRIBUTOR.

35% of CMV drivers involved in fatal and severe injury collisions were from outside South Carolina.

CONTRIBUTING FACTORS:

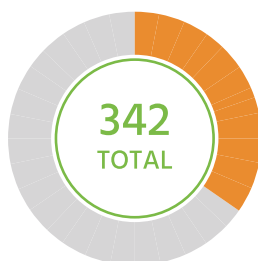
Speeding was a factor in 34% of commercial motor vehicle-related fatal and severe injury collisions. Intersections were also a factor in 29% of commercial motor vehicle-related collisions.

Note: Traffic collisions often exhibit more than one factor which can account for overlap among the Emphasis Areas.

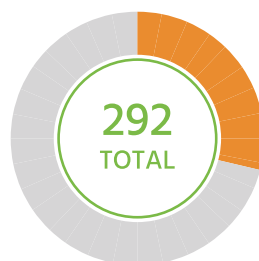
Relationships with Other SHSP Emphasis Areas



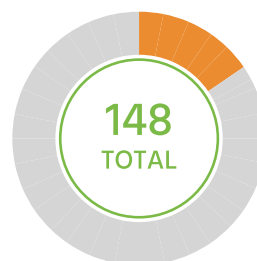
COMMERCIAL MOTOR VEHICLE RELATED



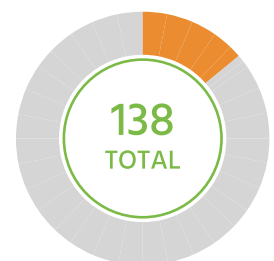
SPEED-RELATED



INTERSECTION RELATED



ROADWAY DEPARTURE RELATED



IMPAIRED DRIVING RELATED