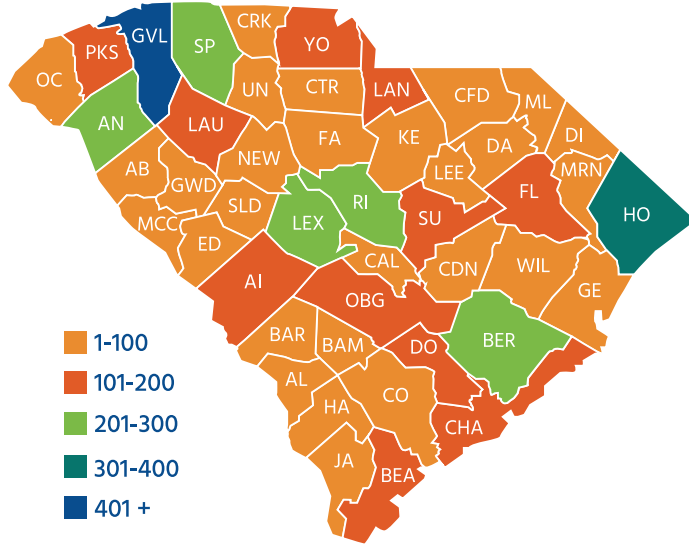


# IMPAIRED DRIVING SAFETY FACT SHEET

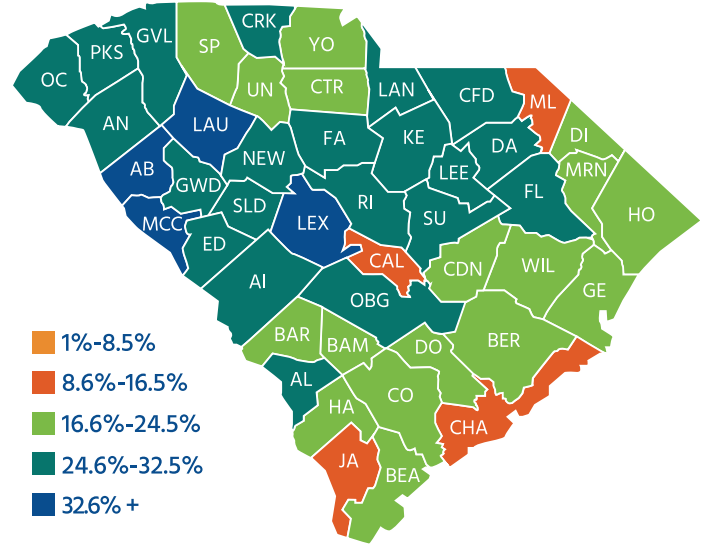


**DID YOU KNOW:** **1,489** people died and **3,477** were severely injured in impaired driver-related traffic collisions between 2011 and 2015. In South Carolina, nearly 300 people die each year in impaired driver-related crashes.

Impaired Driving-Related Fatalities And Serious Injuries By County Total

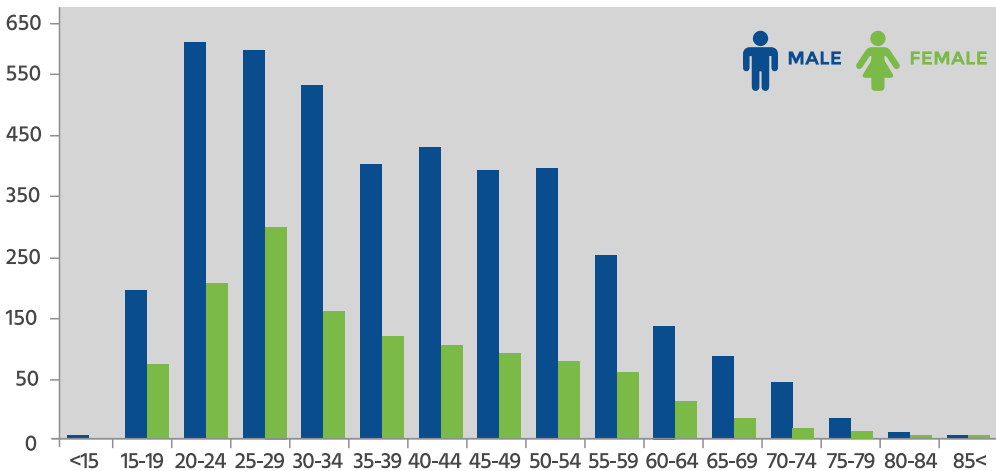


Impaired Driving-Related Fatalities And Serious Injuries By Percentage Of County Total



## WHO WAS INVOLVED:

Impaired Drivers Involved In Fatal And Severe Collisions By Age And Gender



Male drivers had a significantly higher involvement in impaired driver-related crashes resulting in deaths or severe injuries. 77% of drivers involved in a fatal or serious injury impaired driver-related collision were males.

The largest groups of male drivers involved in these crashes were between the ages of 20-24 followed closely by 25-29. The largest group of females was also between the ages of 20-24.

66% of all impaired driver-related fatalities and severe injuries were single-vehicle collisions where the impaired driver was the only driver involved in the crash.



## PLEASE NOTE:

- 88% of drivers involved in impaired driver-related fatal and severe injury collisions were from South Carolina.
- Only 11% of drivers involved in fatal crashes had a BAC level at or below the legal limit. 89% of drivers involved in a crash in which someone died had a BAC level above the legal limit.

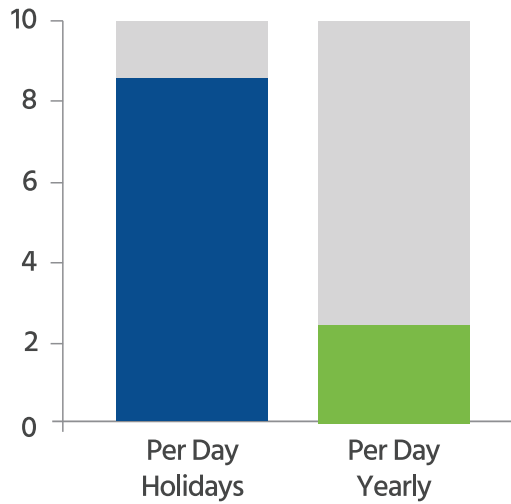
## IMPAIRED DRIVERS INCLUDE THOSE IMPAIRED BY ALCOHOL AND/OR DRUGS.

### WHEN COLLISIONS OCCURRED:

More than a quarter of impaired driver-related fatal and severe injury collisions occurred on Saturday.

On average, 2.2 impaired driver-related fatal and severe injury collisions occurred every day, but over holidays, the average increased to 8.3 per day; a 277% increase.

### ALCOHOL-RELATED DEATHS AND SERIOUS INJURIES BY DAILY RATE



# 277%

## INCREASE OVER HOLIDAYS

An average of 5.5 alcohol-related serious injuries and deaths occurred every day, but over holidays, the average increased to 7.8 per day; a 32% increase.

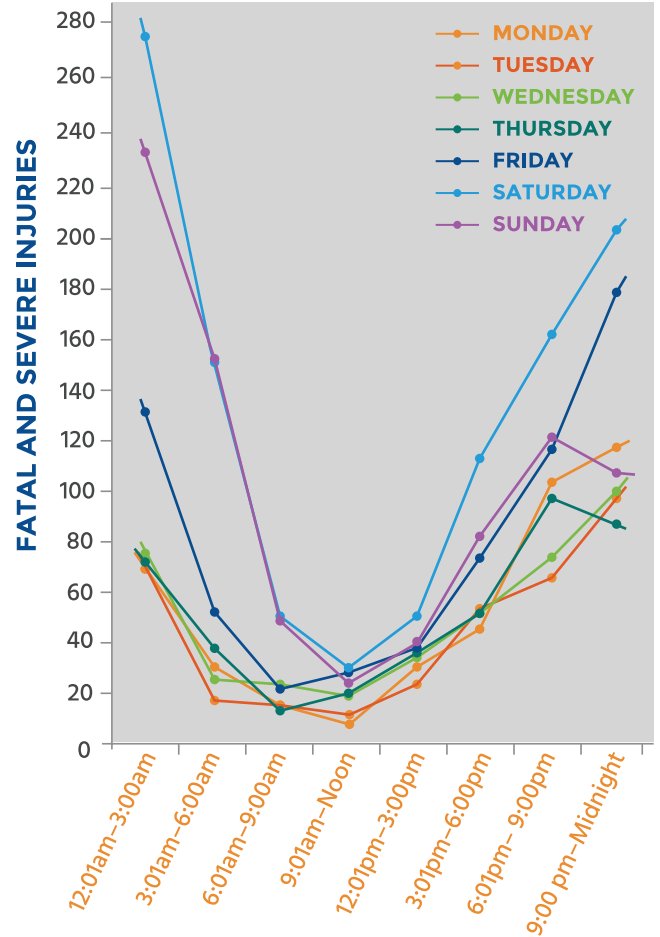
### CONTRIBUTING FACTORS:

Roadway departure was a factor in 68% of impaired driver-related fatal and severe injury collisions. Speeding was also a factor in 26% of impaired driver-related collisions.

Roadway departure and speed were both factors in 19% of impaired driver-related fatalities and severe injuries.

Note: Traffic collisions often exhibit more than one factor which can account for overlap among the Emphasis Areas.

### Impaired Driving-Related Fatalities And Severe Injuries By Time Of Day



### Impaired Driving-Related Fatal And Severe Injury Relationships With Other SHSP Emphasis Areas

