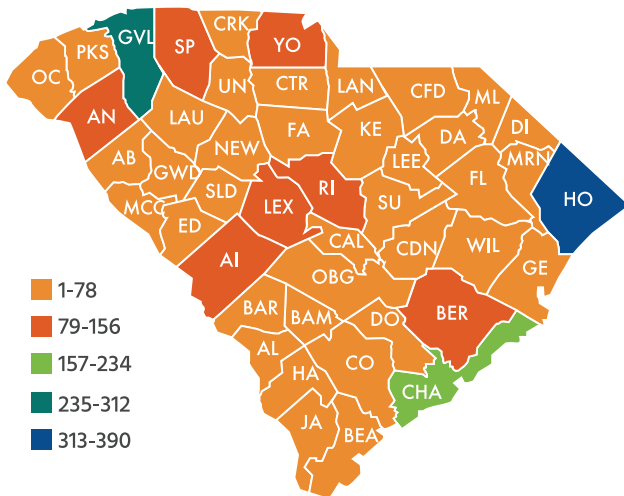


MOTORCYCLE SAFETY FACT SHEET

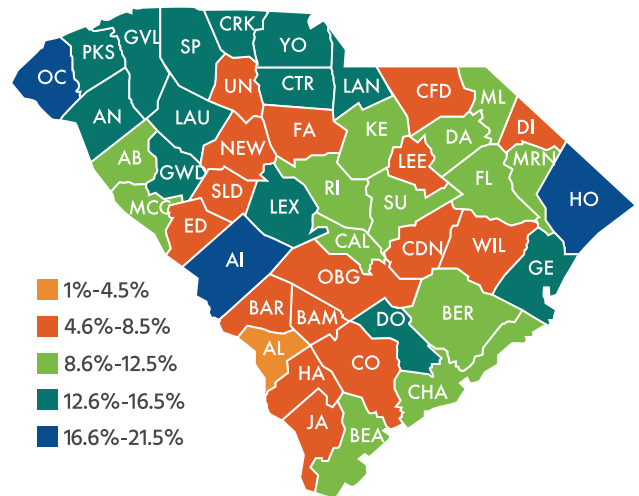


DID YOU KNOW: **2,654** motorcyclists were killed or severely injured between 2011 and 2015 in motorcycle-related traffic collisions on South Carolina roads.

Motorcycle-Related Fatalities And Serious Injuries By County Total

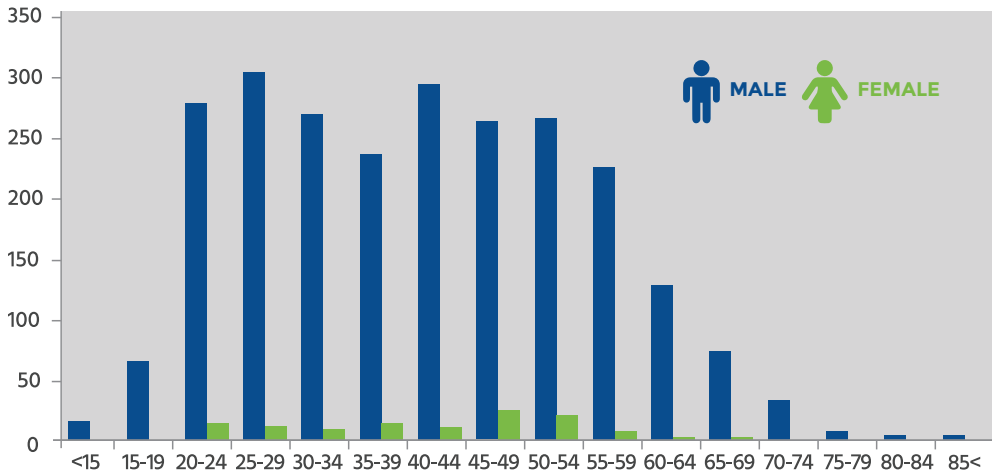


Motorcycle-Related Deaths And Fatalities Injuries By Percentage Of County Total



WHO WAS INVOLVED:

Motorcycle Drivers Involved In Fatal And Severe Collisions By Age And Gender



Male motorcyclists were more likely to be seriously injured or killed in a traffic collision. 95% of motorcycle drivers involved in a fatal or serious injury collision were males.

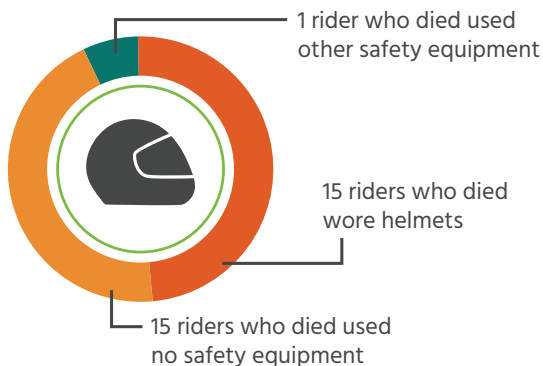
The largest group of male motorcycle drivers in a fatal or serious injury collision was between the ages of 25-29 followed closely by 40-44.

The largest group of females was 45-49.

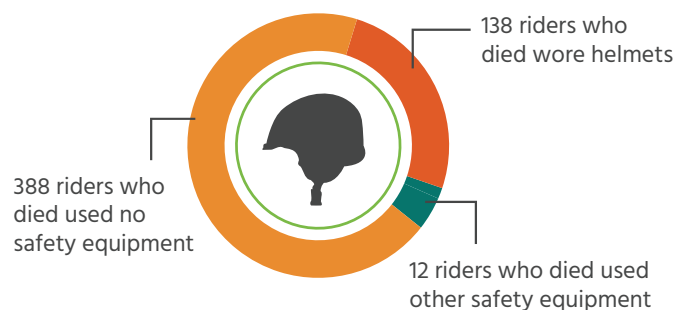
78% of motorcyclists fatally or severely injured were from South Carolina, compared to 12% out-of-state (10% were unknown)

SAFETY GEAR USAGE: Despite SC law requiring all motorcyclists under the age of 21 to wear a helmet, 48% of those killed in traffic collisions were not wearing a helmet. Roughly 72% of motorcyclists age 21 and older who died were not wearing a helmet.

Under 21 Years Old



21 Years Old And Over



WHEN COLLISIONS OCCURRED:

Almost half of the motorcycle related fatal and severe injury collisions occurred between the hours of 3 pm and 9 pm.

About 25% of the motorcycle related fatal and severe injury collisions occurred on Saturday.

LICENSE AND REGISTRATION:

90% of severely injured and 93% of fatally injured motorcyclists did not have a motorcycle endorsement on their driver's license. Motorcycle registrations account for less than 3% of the registered vehicles in the state, but 13% of the fatal and severe injuries.

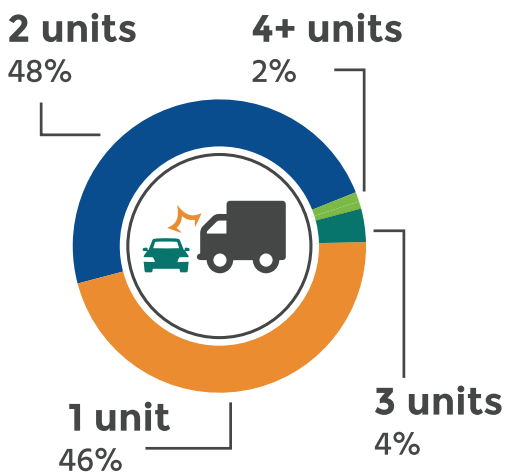
TAKE AWAY: In 2014, SCDMV stopped renewing motorcycle beginners permit without retesting

SCDMV now allows approved training conducted by third party vendors to administer the driving portion of motorcycle license test

CONTRIBUTING FACTORS:

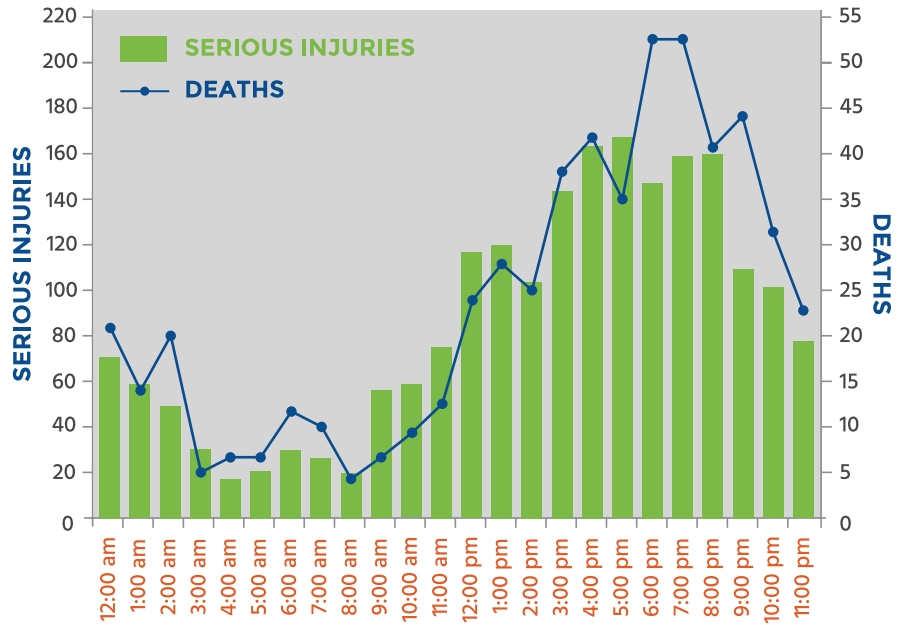
In roughly 46% of the fatal and severe injury collisions, the motorcyclist was the only unit involved in the collision.

Number Of Units In Collision



The majority of fatal and severe injury collisions involved only the motorcyclist or a motorcyclist and one other unit.

Motorcycle-Related Fatalities And Severe Injuries By Time Of Day



37%

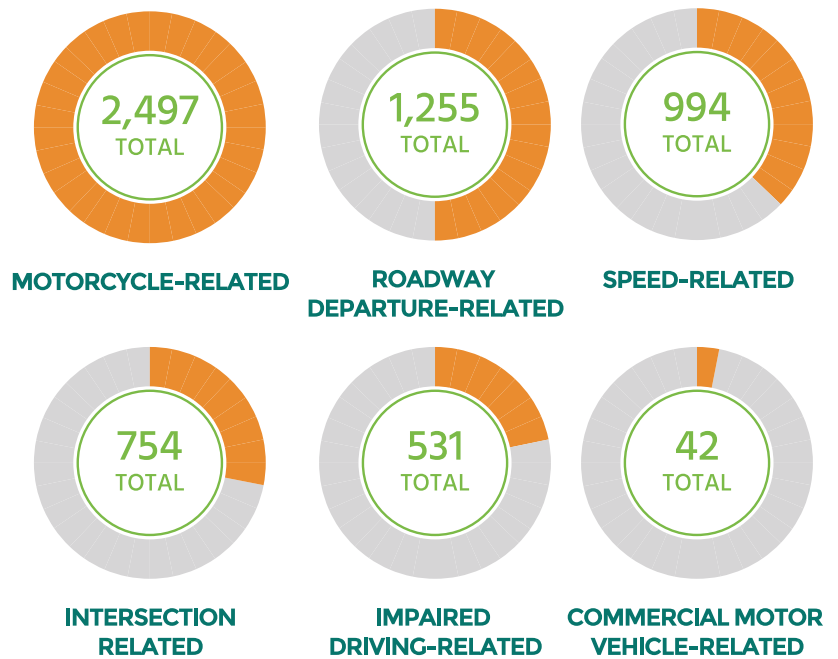
OF 1,337 MULTI-UNIT VEHICLE COLLISIONS, THE MOTORCYCLIST CONTRIBUTED

vs.

87%

OF 1,156 SINGLE-UNIT VEHICLE COLLISIONS, THE MOTORCYCLIST CONTRIBUTED

Motorcyclist Fatal And Severe Injury Relationships With Other SHSP Emphasis Areas



Note: Traffic collisions often exhibit more than one factor which can account for overlap among the Emphasis Areas.

To enroll in Motorcycle Training Courses, please visit:

http://www.scdmvonline.com/DMVNew/default.aspx?n=motorcycle_training