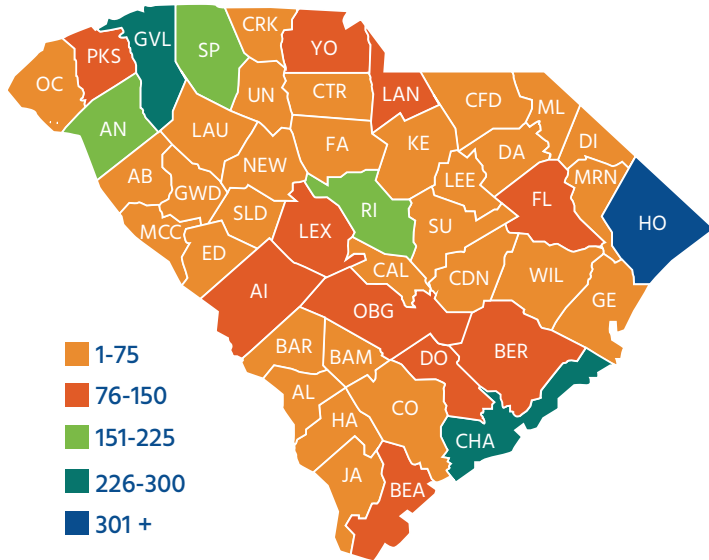


OLDER DRIVER SAFETY FACT SHEET

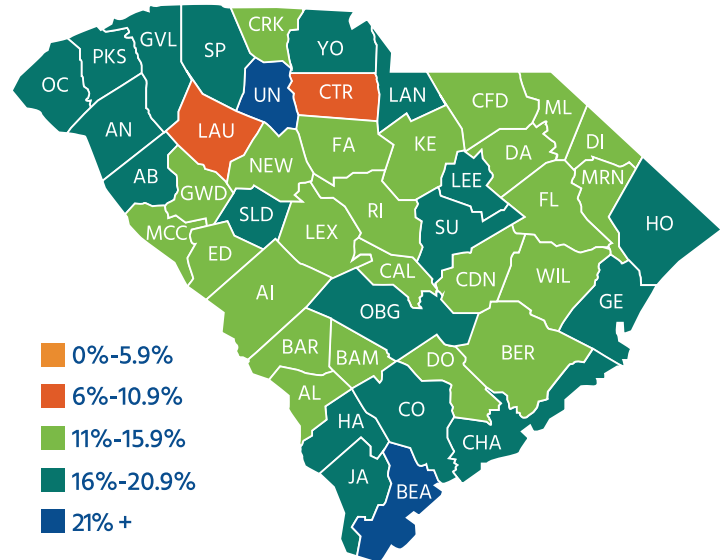


DID YOU KNOW: 722 people died and 2,540 were severely injured in older driver-related traffic collisions (driver as 65 and older), between 2011 and 2015.

Older Driver-Related Fatalities And Serious Injuries By County Total



Older Driver-Related Fatalities And Serious Injuries By Percentage Of County Total



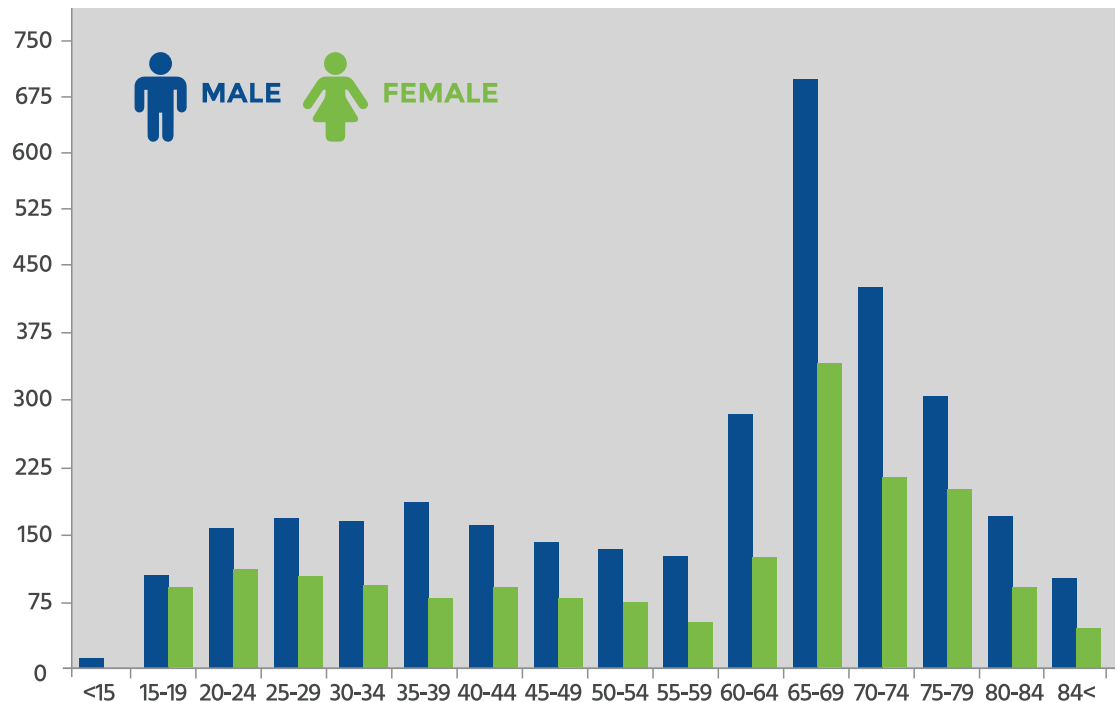
WHO WAS INVOLVED:

Male drivers had a higher involvement in older driver-related collisions resulting in deaths or severe injuries.

The largest groups of male drivers involved in these collisions were between the ages of 65-69. The largest group of female drivers was also between the ages of 65-69.

64% of drivers involved in a fatal or serious injury older driver-related collision were male.

Older Drivers Involved In Fatal And Severe Collisions By Age And Gender



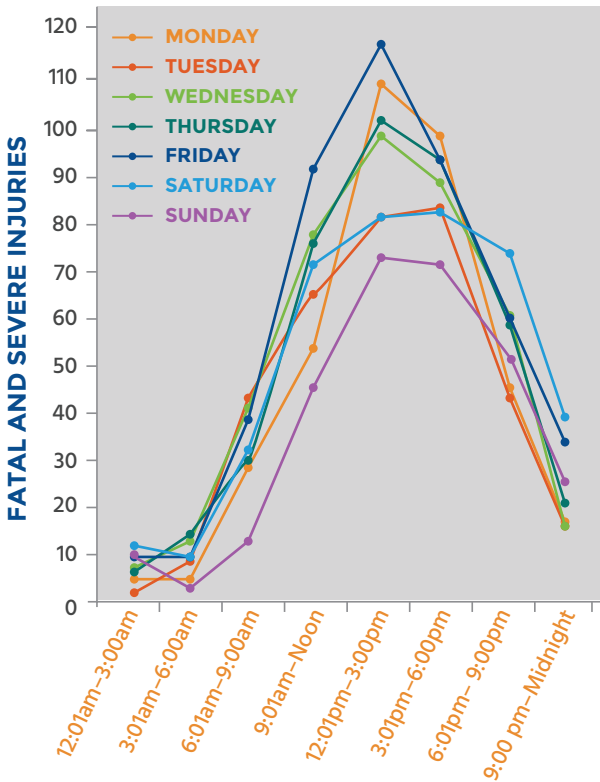
TYPE OF COLLISION: 58% of multi-unit fatal and severe injury collisions involving an older driver were angle collisions, defined as one vehicle striking another at an angle or along the side. The second most frequent older driver-related multi-unit crash type was rear end collisions (22%).

WHEN COLLISIONS OCCURRED:

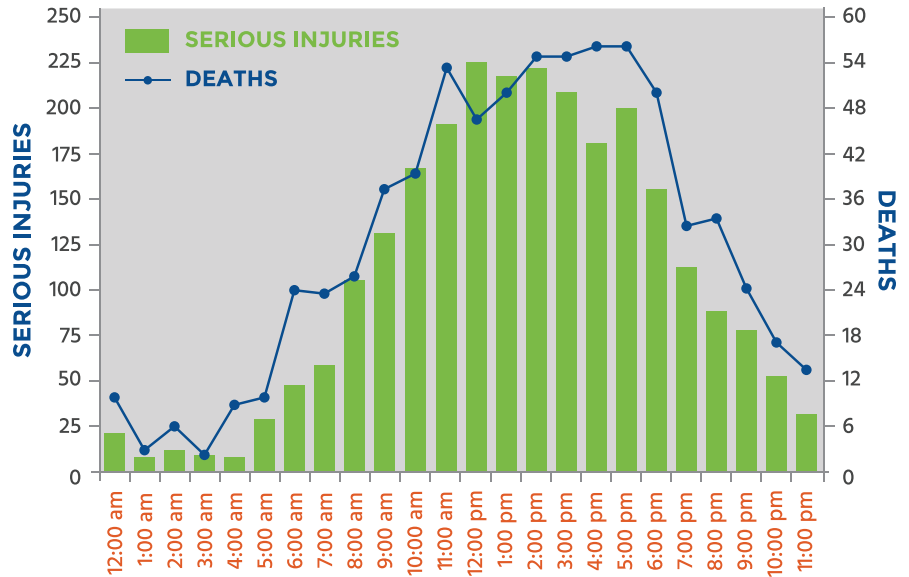
81% of older driver-related fatal and severe injury collisions occurred during the day between the hours of 9 am and 9 pm.

Older driver-related fatal and severe injury collisions occurred most frequently on Friday (17%) and least frequently on Sunday (11%).

Older Driver-Related Fatalities And Severe Injuries By Day



Older Driver-Related Fatalities And Severe Injuries By Time Of Day



87% vs. **52%**

OF 509 SINGLE-UNIT VEHICLE COLLISIONS, THE OLDER DRIVER WAS THE SOLE CONTRIBUTOR TO THE COLLISION.

OF 2,130 MULTI-UNIT VEHICLE COLLISIONS, THE OLDER DRIVER WAS THE SOLE CONTRIBUTOR TO THE COLLISION.

TAKE AWAY: In roughly 19% of the fatal and severe injury collisions involving an older driver, the older driver was the only unit involved in the collision.

CONTRIBUTING FACTORS:

Intersections were a factor in 40% of older driver-related fatal and severe injury collisions. Speeding was also a factor in 25% of older driver-related collisions.

Note: Traffic collisions often exhibit more than one factor which can account for overlap among the Emphasis Areas.

Relationships with Other SHSP Emphasis Areas

