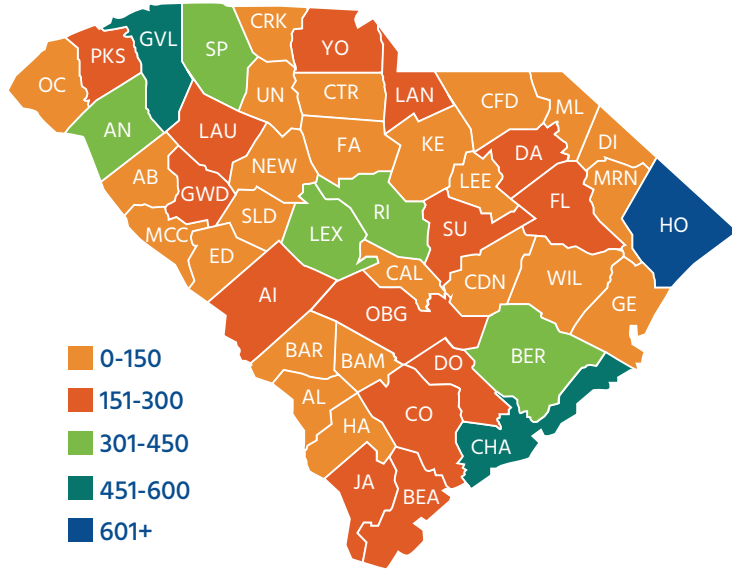


ROADWAY DEPARTURE SAFETY FACT SHEET

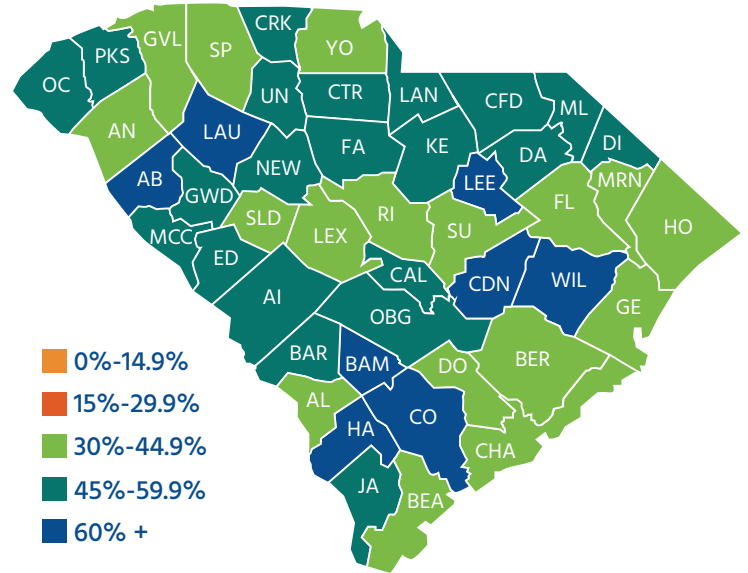


DID YOU KNOW: 2,024 people died and 6,756 were severely injured in roadway-related traffic collisions between 2011 and 2015. In South Carolina, of 405 people die each year in roadway departure-related traffic collisions.

Roadway-Related Fatalities And Serious Injuries By County Total



Roadway-Related Fatalities And Serious Injuries By Percentage Of County Total



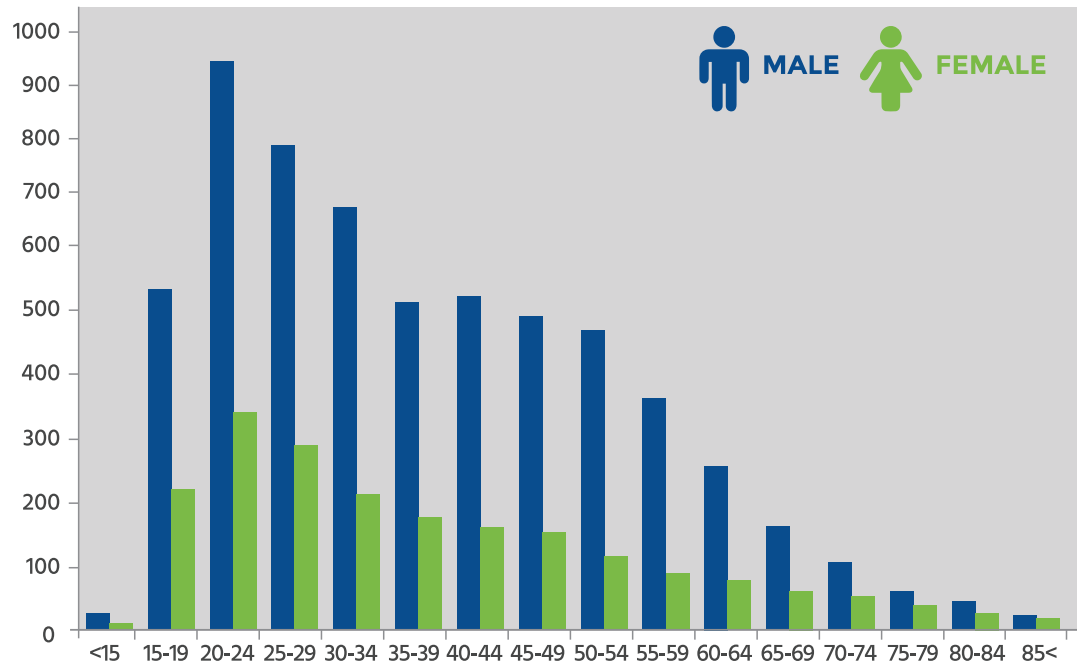
WHO WAS INVOLVED:

Male drivers had a higher involvement in roadway departure related collisions resulting in deaths or severe injuries.

The largest groups of male drivers involved in these collisions were between the ages of 20-24 followed by 25-29. The largest group of female drivers was also between the ages of 20-24.

74% of drivers involved in a fatal or serious injury roadway departure related collision were male.

Roadway-Related Fatal And Severe Collisions By Age And Gender



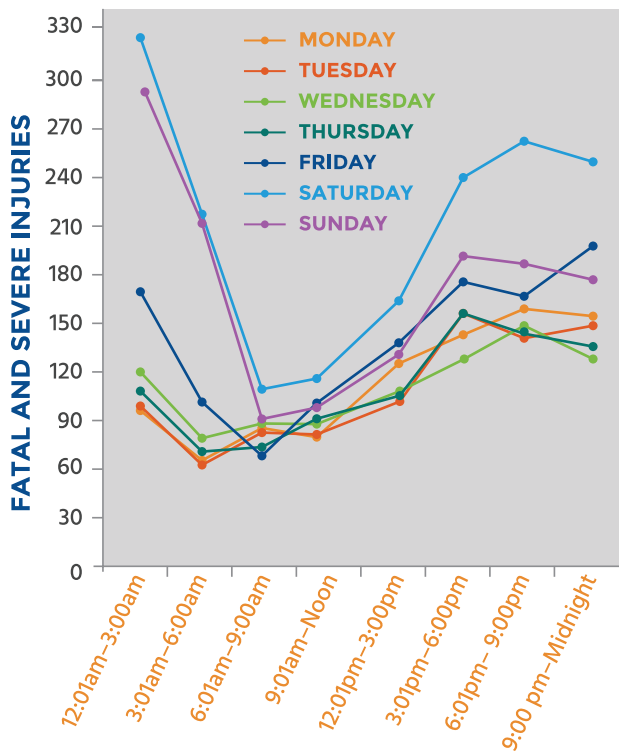
FIRST HARMFUL EVENT: 75% of fatal or severe injury collisions involving roadway departure had a first harmful event of hitting a fixed objects; trees comprised 37% of those fixed objects

WHEN COLLISIONS OCCURRED:

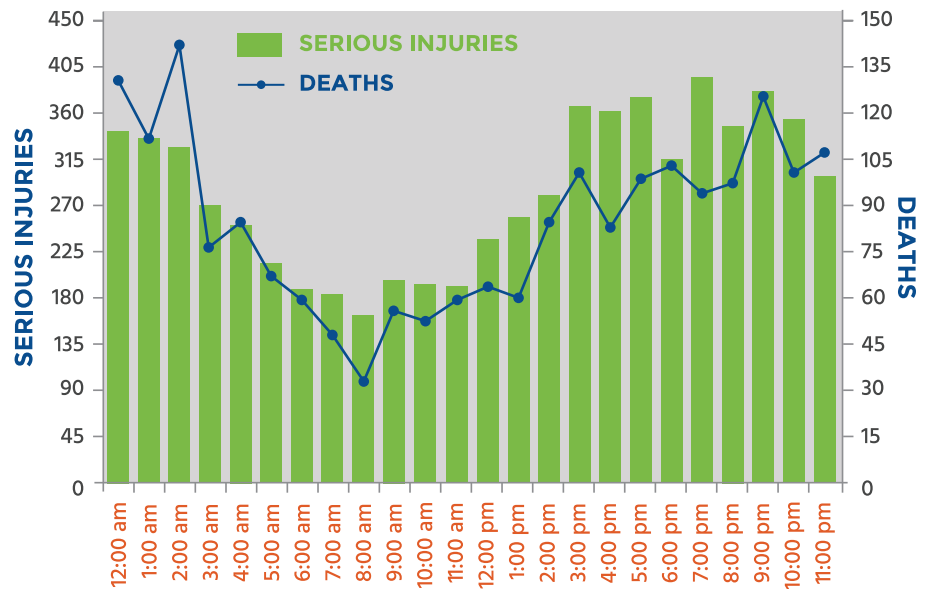
62% of roadway departure-related fatal and severe injury collisions occurred between the hours of 3 pm and 3 am.

Roadway departure-related fatal and severe injury collisions occurred most frequently on Saturday (22%) and Sunday (18%).

Roadway-Related Fatalities And Severe Injuries By Day



Roadway-Related Fatalities And Severe Injuries By Time Of Day



7,716

TOTAL ROADWAY DEPARTURE COLLISIONS

More than 90% of these collisions involved only one vehicle.

TAKE AWAY: Maintaining a proper clear zone allows the driver more time and space to negotiate a safe recovery and by eliminating fixed objects, such as trees, from the path of a departing vehicle, crash severity may be lessened.

CONTRIBUTING FACTORS:

Speeding was a factor in 49% of roadway departure-related fatal and severe injury collisions. Impaired driving was also a factor in 35% of roadway departure-related collisions.

Note: Traffic collisions often exhibit more than one factor which can account for overlap among the Emphasis Areas.

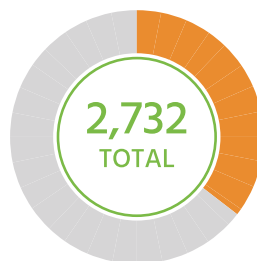
Relationships with Other SHSP Emphasis Areas



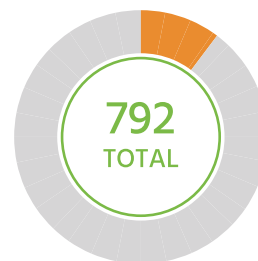
ROADWAY DEPARTURE RELATED



SPEED-RELATED



IMPAIRED DRIVING RELATED



INTERSECTION RELATED



COMMERCIAL MOTOR VEHICLE RELATED