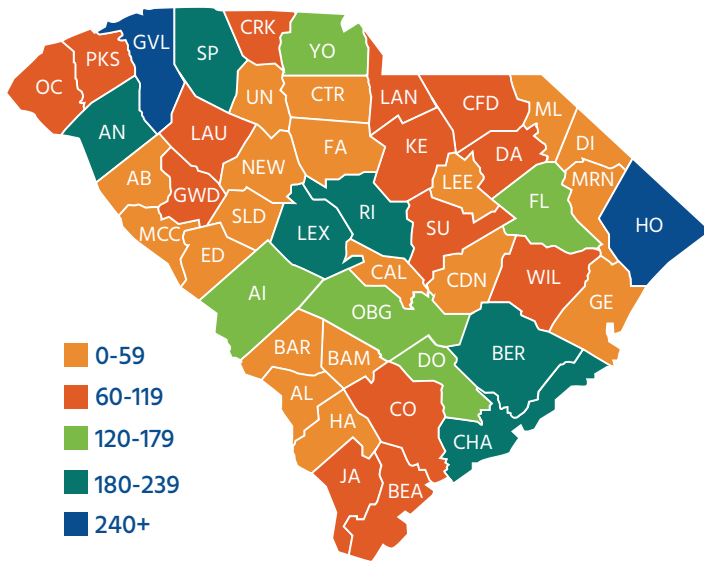


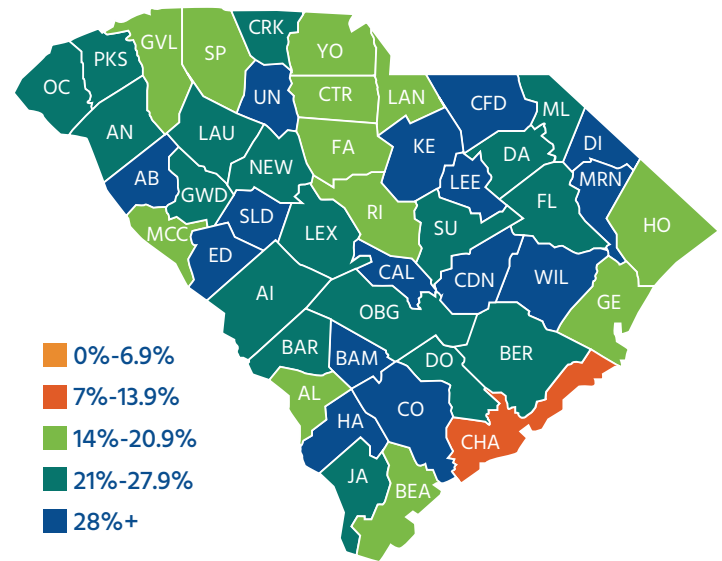


**DID YOU KNOW:** **1,433** people died and **2,952** were severely injured in unrestrained motor vehicle occupant-involved traffic collisions. In South Carolina, an average of 287 people die each year in unrestrained motor vehicle occupant-involved traffic collisions.

**Unrestrained Motor Vehicle-Related Fatalities And Serious Injuries By County Total**



**Unrestrained Motor Vehicle-Related Fatalities And Serious Injuries By Percentage Of County Total**



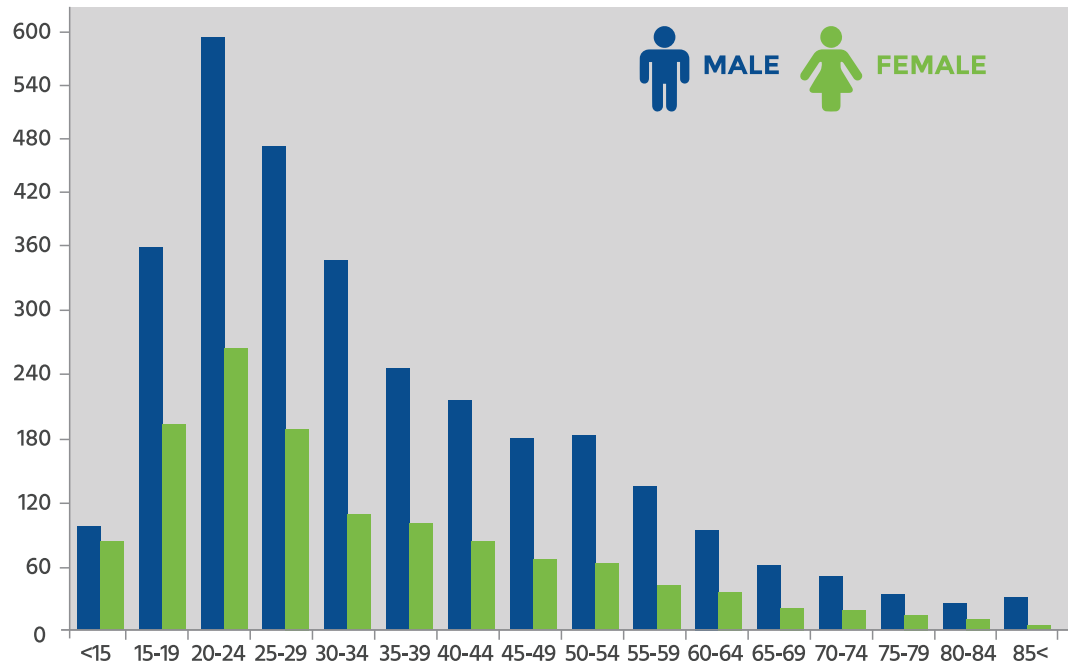
## WHO WAS INVOLVED:

Male drivers had a significantly higher involvement in unrestrained motor vehicle occupant-involved collisions resulting in deaths or severe injuries.

The largest groups of male drivers involved in these collisions were between the ages of 20-24 followed closely by 25-29. The largest group of female drivers was also between the ages of 20-24.

71% of drivers involved in a fatal or serious injury unrestrained motor vehicle occupant-involved collision were male.

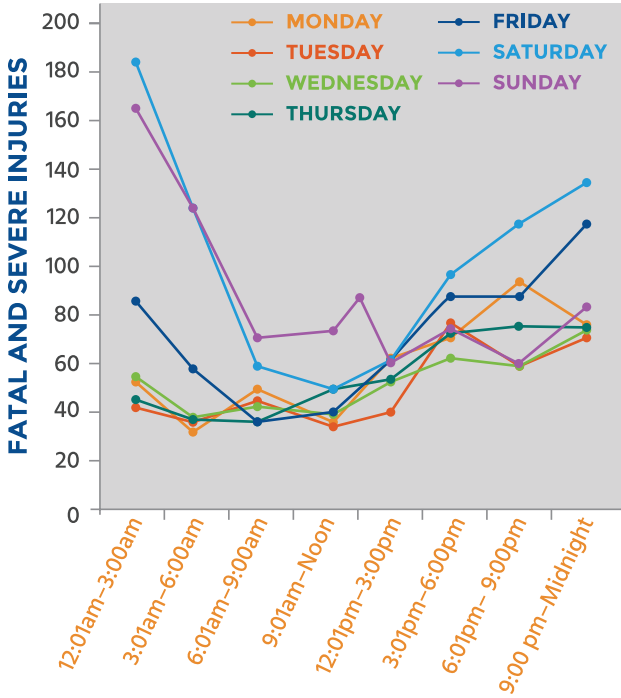
**Unrestrained Motor Vehicle-Related Fatal And Severe Collisions By Age And Gender**



## ESTIMATED SPEEDS:

- 55% of unrestrained motor vehicle occupants fatally or severely injured were in a vehicle with an estimated speed no more than 5 MPH over the speed limit while 17% were in a vehicle with an estimated speed of 21 MPH or more over the speed limit.
- 67% of vehicles with a fatally or severely injured unrestrained motor vehicle occupant were in a speed zone between 40-55 MPH

## Unrestrained Motor Vehicle- Related Fatalities And Severe Injuries By Day

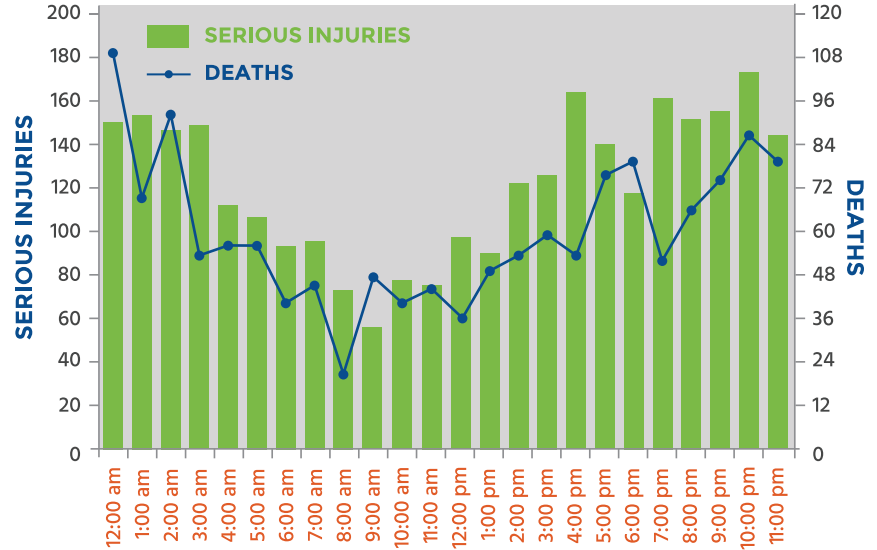


## WHEN COLLISIONS OCCURRED:


62% of unrestrained motor vehicle occupant-involved fatal and severe injury collisions occurred between the hours of 4 pm and 4 am.

Unrestrained motor vehicle occupant-involved fatal and severe injury collisions occurred most frequently on Saturday (22%) and Sunday (18%).

## Unrestrained Motor Vehicle-Related Fatalities And Severe Injuries By Time Of Day



## UNRESTRAINED OCCUPANTS:



70% of fatally or severely injured occupants in an unrestrained motor vehicle collision were drivers.

In a fatal or severe injury collision, 91% of the fatal or severe injury motor vehicle occupants were in the front row. Of those front row injured occupants, 28% were unrestrained.

In a fatal or severe injury collision, 9% of the fatal or severe injury motor vehicle occupants were in the back rows. Of those back row injured occupants, 44% were unrestrained.

## CONTRIBUTING FACTORS:

Roadway departure was a factor in 71% of unrestrained motor vehicle occupant-involved fatal and severe injury collisions. Speeding was also a factor in 46% of unrestrained motor vehicle occupant-involved collisions.

Note: Traffic collisions often exhibit more than one factor which can account for overlap among the Emphasis Areas.

## Relationships with Other SHSP Emphasis Areas

